

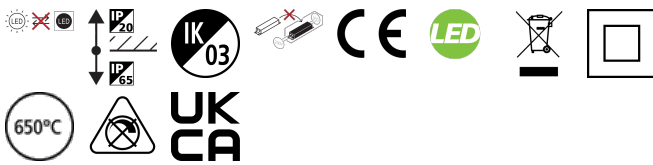
Start Spot IP65 3-CCT

Start Spot 610lm 3CCT IP65 WH
0005565



Product features

- Integrated LED recessed spotlight, fixed, non dimmable, 3 CCT 2700K-3000K-4000K, 100° degree beam angle, polycarbonate white body, low profile 47mm recessed depth, IP65 from the front, IK03, loop-in/loop-out terminals for fast wiring, 87mm bezel diameter, 68-74mm cutout, frosted lens. Additional silver or black bezel can be ordered as accessory.



PRODUCT OVERVIEW

Product name	Start Spot 610lm 3CCT IP65 WH
Technology	LED
Cap/Base	N/A
Housing	PC Polycarbonate
Mount	Ceiling recessed mounting
General application	Hospitality, Residential & Consumer, Retail
ETIM Class	EC001744
Warranty	3 years
Fixture luminous flux (lm)	610
Luminous flux (lm)	610
Luminaire efficacy (lm/W)	104
Colour temperature (K)	3000
Light colour	Neutral White
CRI (Ra)	80
Colour Variation Initial (SDCM)	SDCM6
Beam Angle (°)	100
Photobiological Risk Group	RG0
Total power consumption (W)	6
Electrical protection	Class II
Control gear type	LED driver constant current
Dimmable	No
Dimming method	N/A
LED Flickering Rate	Low (6% - 20%)
Housing colour	RAL 9003 - Signal white
IP rating	IP65/20
IK rating	IK03
Product EAN number	5410288055657

DATA TABLE

General data

Product name	Start Spot 610lm 3CCT IP65 WH
--------------	-------------------------------

Start Spot IP65 3-CCT

Start Spot 610lm 3CCT IP65 WH
0005565

Technology	LED
Cap/Base	N/A
Housing	PC Polycarbonate
Mount	Ceiling recessed mounting
General application	Hospitality, Residential & Consumer, Retail
Operating temperature range (°C)	-10°C...+40°C
Performance ambient temperature Tq (°C)	25
ETIM Class	EC001744
Warranty	3 years

Optical data

Fixture luminous flux (lm)	610
Luminous flux (lm)	610
Luminaire efficacy (lm/W)	104
Colour temperature (K)	3000
Correlated colour temperature range (K)	2700 - 4000
Light colour	Neutral White
CRI (Ra)	80
Colour Variation Initial (SDCM)	SDCM6
Beam Angle (°)	100
Distribution type	Symmetric
Photobiological Risk Group	RG0

Electrical data

Total power consumption (W)	6
Mains voltage (V)	220-240V
Lamp power factor	0.65
THD (at 230 V, 50 Hz, full load, at 100% dimming level) xx.x %	100
Electrical protection	Class II
Control gear type	LED driver constant current
Transformer required	No
Dimmable	No
Dimming method	N/A
Drive current (mA)	20
Inrush Current (A)	2
Inrush Duration (µs)	100
Glow Wire Test (°C)	650
Energy Efficiency Class (A->G) of contained light source	E
Nominal Frequency (Hz)	50/60Hz
LED Flickering Rate	Low (6% - 20%)
Max. products per 10A C Breaker	256
Max. products per 13A C Breaker	332
Max. products per 16A C Breaker	418
Max. products per 20A C Breaker	511
Max. products per 10A B Breaker	155
Max. products per 16A B Breaker	246

Start Spot IP65 3-CCT

Start Spot 610lm 3CCT IP65 WH

0005565

Lifetime data

Lifespan L70 B50	68000
Lifespan L80 B20	39000
Lifespan L80 B10	36000

Physical data

Housing colour	RAL 9003 - Signal white
IP rating	IP65/20
IK rating	IK03
Diffuser finish	Diffuse
Diffuser material	PC Polycarbonate
Reflector finish	None
Nominal Product Height (mm)	47
Nominal Product Diameter (mm)	87
Cutout Dimensions (W x L in mm or Diameter in mm)	68-74
Weight (kg)	0.07

Packaging

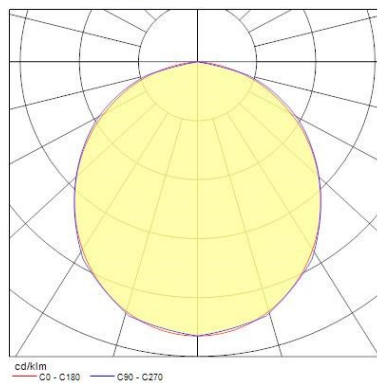
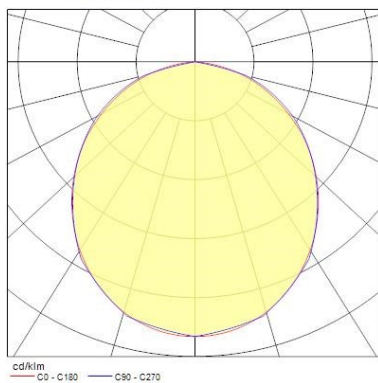
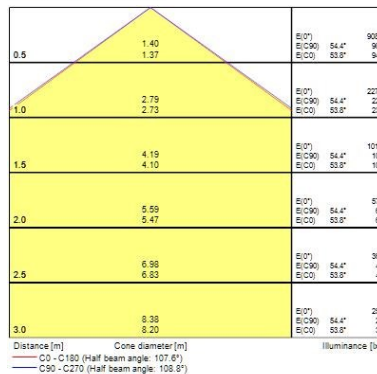
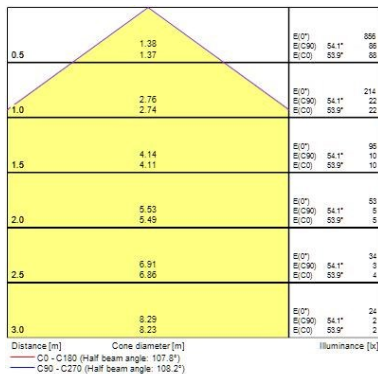
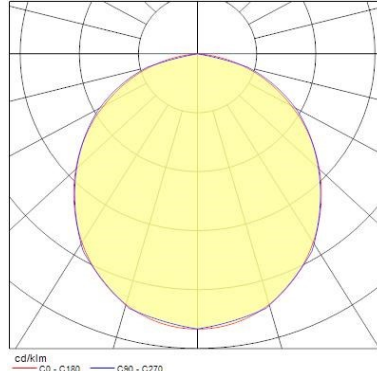
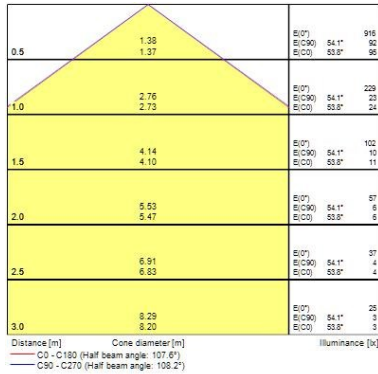
Single packaging type	Carton
Product EAN number	5410288055657
Packaging single length / height (cm)	9.0
Packaging single width (cm)	6.0
Packaging single depth (cm)	9.0
DUN14 (inner)	25410288055651
Units per inner package	6
Packaging inner length / height (cm)	28.5
Packaging inner width (cm)	7.5
Packaging inner depth (cm)	19.0
DUN14 (outer)	15410288055654
Units per outer package	48
Packaging outer length / height (cm)	32.0
Packaging outer width (cm)	30.0
Packaging outer depth (cm)	40.5

Safety data

Optimal operating condition (°C)	-10-40
----------------------------------	--------

PHOTOMETRY

Start Spot IP65 3-CCT Start Spot 610lm 3CCT IP65 WH 0005565



TECHNICAL DRAWINGS

